

# Lecture 25: Unix I/O

David Hovemeyer

November 8, 2021

601.229 Computer Systems Fundamentals



# Hello, world

```
#include <stdio.h>

// compile program with gcc -o hello hello.c
int main(void) {
    printf("Hello, world\n");
    return 0;
}
```

Where does the output go?

# Hello, world

```
#include <stdio.h>

// compile program with gcc -o hello hello.c
int main(void) {
    printf("Hello, world\n");
    return 0;
}
```

Where does the output go?

To the terminal:

```
$ ./hello
Hello, world
```

# Hello, world

```
#include <stdio.h>

// compile program with gcc -o hello hello.c
int main(void) {
    printf("Hello, world\n");
    return 0;
}
```

Where does the output go?

To the terminal:

```
$ ./hello
Hello, world
```

To a file:

```
$ ./hello > hello.out
$ cat hello.out
Hello, world
```

# File handles

C provides `FILE*` data type to represent a “file handle”

- ▶ source of input and/or destination for output
- ▶ standard file handles: `stdin`, `stdout`, `stderr`
- ▶ can open named files/devices using `fopen`

# File handles

C provides `FILE*` data type to represent a “file handle”

- ▶ source of input and/or destination for output
- ▶ standard file handles: `stdin`, `stdout`, `stderr`
- ▶ can open named files/devices using `fopen`

Many C I/O functions take a `FILE*` as a parameter:

```
printf("Hello, world\n");           // print to stdout
fprintf(stdout, "Hello, world\n"); // as above, but explicit
```

# File handles

C provides `FILE*` data type to represent a “file handle”

- ▶ source of input and/or destination for output
- ▶ standard file handles: `stdin`, `stdout`, `stderr`
- ▶ can open named files/devices using `fopen`

Many C I/O functions take a `FILE*` as a parameter:

```
printf("Hello, world\n");           // print to stdout
fprintf(stdout, "Hello, world\n"); // as above, but explicit
```

How do file handles work?

# File descriptors

Unix-based systems such as Linux and MacOS use *file descriptors* to refer to

- ▶ files
- ▶ devices (e.g., terminals)
- ▶ other kinds of communication channels (e.g., network connections)
- ▶ a file descriptor is just an integer
- ▶ a C file handle (FILE\*) is just a “wrapper” for a file descriptor

How can we write programs to work with file descriptors? (And why is it useful to do that?)



# Files, Unix filesystem

# Files

Basic concept: *file*

Is a sequence of bytes:  $b_0, b_1, b_2, \dots, b_{n-1}$

For all files, bytes can be read and written sequentially

For some files, random access is possible (reading or writing at arbitrary positions in the sequence)

# *What* is a file?

“File” has two related but distinct meanings:

# What is a file?

“File” has two related but distinct meanings:

1. A sequence of bytes stored on a medium such as disk or SSD

# What is a file?

“File” has two related but distinct meanings:

1. A sequence of bytes stored on a medium such as disk or SSD
2. Any object or device that can be treated as a file (for reading bytes and/or writing bytes)

The first meaning is a special case of the second meaning.

Lots of devices and objects in Unix are treated as files (in the second sense):

# What is a file?

“File” has two related but distinct meanings:

1. A sequence of bytes stored on a medium such as disk or SSD
2. Any object or device that can be treated as a file (for reading bytes and/or writing bytes)

The first meaning is a special case of the second meaning.

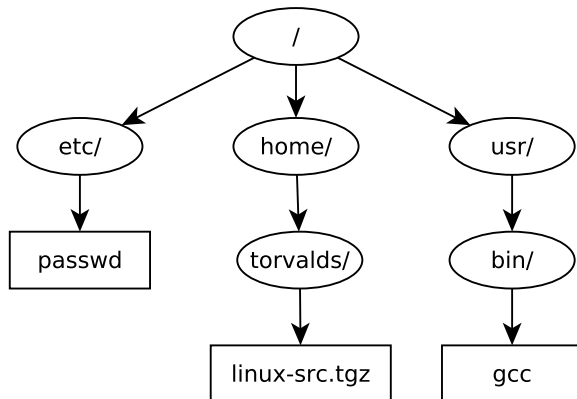
Lots of devices and objects in Unix are treated as files (in the second sense):

- ▶ Terminals
- ▶ Pipes (e.g., `cat myfile.txt | wc -l`)
- ▶ Network connections
- ▶ Peripheral devices
- ▶ And of course, files (in the first sense)

# Filesystem

The Unix *filesystem* is a hierarchical namespace for files.

A *path* names the location of a file or directory in the namespace by describing how to find it, starting from the *root directory* (/), navigating through a sequence of zero or more intermediate directories.

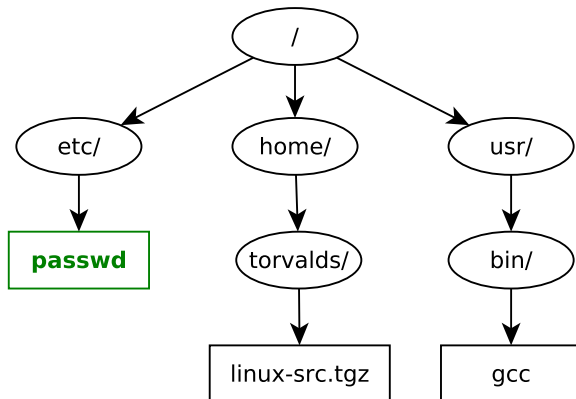


# Filesystem

The Unix *filesystem* is a hierarchical namespace for files.

A *path* names the location of a file or directory in the namespace by describing how to find it, starting from the *root directory* (/), navigating through a sequence of zero or more intermediate directories.

/etc/passwd

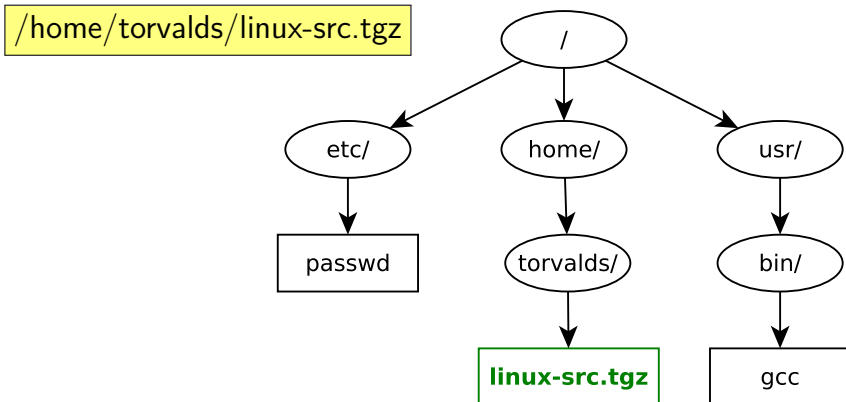




# Filesystem

The Unix *filesystem* is a hierarchical namespace for files.

A *path* names the location of a file or directory in the namespace by describing how to find it, starting from the *root directory* (/), navigating through a sequence of zero or more intermediate directories.

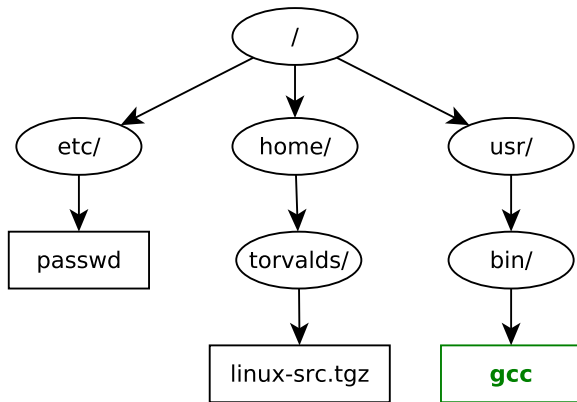


# Filesystem

The Unix *filesystem* is a hierarchical namespace for files.

A *path* names the location of a file or directory in the namespace by describing how to find it, starting from the *root directory* (/), navigating through a sequence of zero or more intermediate directories.

`/usr/bin/gcc`



# System calls, Unix I/O

# System calls

A *system call* is a mechanism allowing a process (running program) to request a service from the operating system.

To the program, system calls are just function calls. (They are typically implemented using software interrupts.)

System calls are typically very low-level. Most programming languages provide a *run-time library* with higher-level functions.

For example:

- ▶ open, read, write: system calls
- ▶ fopen, fread, fwrite: run-time library functions

# System calls and signals

*Signals* are a Unix mechanism for asynchronous notification.

They are similar to hardware interrupts, but are delivered to processes (running programs). The program can register a *signal handler* function to receive them.

Example signals:

- ▶ SIGSEGV: segmentation violation (ever gotten this? 😊)
- ▶ SIGINT: interruption (sent when you type control-C in the terminal)
- ▶ SIGALRM: software timer

**Issue:** system calls can be interrupted if a signal is received.

# Opening files

open system call:

```
#include <sys/types.h>
#include <sys/stat.h>
#include <fcntl.h>

int open(const char *pathname, int flags, mode_t mode);
```

Used for opening a *named* file (one that has a path in the filesystem.) Returns file descriptor (or -1 to indicate error.)

flags: one of O\_RDONLY, O\_WRONLY, or O\_RDWR, bitwise-or'ed with (optionally) O\_CREAT, O\_TRUNC, and/or O\_APPEND

mode: access permission bits (only significant when flags contains O\_CREAT, can omit otherwise)

# Closing files

close system call:

```
#include <unistd.h>

int close(int fd);
```

Closes file named by specified file descriptor (fd).

# Reading data

read system call:

```
#include <unistd.h>

ssize_t read(int fd, void *buf, size_t n);
```

Read *n* bytes from specified file descriptor, placing data read in *buf*. Returns number of bytes read, or -1 on error.

*Short read*: fewer than *n* bytes might be read because

- ▶ end of file was reached
- ▶ some data is not available yet (e.g., reading from a network connection)
- ▶ line buffering by terminal

Must check return value!



# Dealing with short reads

```
// Try to read n bytes from fd.
// Returns number of bytes read, or -1 on error.
// Returns fewer than n bytes only if EOF is reached.
ssize_t read_fully(int fd, void *buf, size_t n) {
    char *p = buf;
    while (p < (char *) buf + n) {
        size_t remaining = n - (p - (char *) buf);
        ssize_t rc = read(fd, p, remaining);
        if (rc == 0) {
            break;          // reached end of file
        } else if (rc > 0) {
            p += rc;        // read data successfully
        } else if (errno != EINTR) {
            return -1;      // an error occurred
        }
    }
    return (ssize_t) (p - (char *) buf);
}
```

# Writing data

write system call:

```
#include <unistd.h>

ssize_t write(int fd, const void *buf, size_t n);
```

Write *n* bytes from *buf* to specified file descriptor. Returns number of bytes written, or -1 on error.

Like `read`, can also return a short write (fewer than *n* bytes written.)

Exercise for reader: implement a `write_fully` function.

# Buffered I/O

# A program

```
#include <stdio.h>
#include <stdlib.h>
#include <sys/types.h>
#include <sys/stat.h>
#include <fcntl.h>
#include <unistd.h>

int main(int argc, char **argv) {
    int fd = open(argv[1], O_RDONLY);
    char *buf = malloc(100000000);
    for (int i = 0; i < 100000000; i++) {
        if (read(fd, buf + i, 1) != 1) {
            fprintf(stderr, "failed read?\n");
            return 1;
        }
    }
    close(fd);
    return 0;
}
```

# A program

```
#include <stdio.h>
#include <stdlib.h>
#include <sys/types.h>
#include <sys/stat.h>
#include <fcntl.h>
#include <unistd.h>

int main(int argc, char **argv) {
    int fd = open(argv[1], O_RDONLY);
    char *buf = malloc(100000000);
    for (int i = 0; i < 100000000; i++) {
        if (read(fd, buf + i, 1) != 1) {
            fprintf(stderr, "failed read?\n");
            return 1;
        }
    }
    close(fd);
    return 0;
}
```

```
$ gcc -Wall -O2 -o r1 r1.c
$ time ./r1 largefile.mp3
```

```
real    0m5.334s
user    0m2.204s
sys     0m3.128s
```

# Another program

```
#include <stdio.h>
#include <stdlib.h>
#include <sys/types.h>
#include <sys/stat.h>
#include <fcntl.h>
#include <unistd.h>

int main(int argc, char **argv) {
    int fd = open(argv[1], O_RDONLY);
    char *buf = malloc(10000000);
    if (read(fd, buf, 10000000) != 10000000) {
        fprintf(stderr, "failed read?\n");
        return 1;
    }
    close(fd);
    return 0;
}
```

# Another program

```
#include <stdio.h>
#include <stdlib.h>
#include <sys/types.h>
#include <sys/stat.h>
#include <fcntl.h>
#include <unistd.h>
```

```
int main(int argc, char **argv) {
    int fd = open(argv[1], O_RDONLY);
    char *buf = malloc(10000000);
    if (read(fd, buf, 10000000) != 10000000) {
        fprintf(stderr, "failed read?\n");
        return 1;
    }
    close(fd);
    return 0;
}
```

```
$ gcc -Wall -O2 -o r2 r2.c
$ time ./r2 largefile.mp3
```

real	0m0.010s
user	0m0.000s
sys	0m0.010s

# System call overhead

System calls (such as `read`) are not like ordinary function calls.

They require a call into operating system kernel (typically via a software interrupt). This requires:

- ▶ saving and restoring registers
- ▶ switching processor privilege levels
- ▶ checking system call arguments
- ▶ carrying out the system call (I/O, data transfer to/from program buffer)

This overhead can add up.



# Buffering

read and write system calls can be made less frequent using *buffering*:

- ▶ Writing: store data in a buffer in memory, flush (write to actual file) when buffer has become full or before closing file
- ▶ Reading: read large chunks of data into buffer infrequently, retrieve data from the buffer when requested

FILE\* objects (C file handles) have an internal buffer, so, e.g.

- ▶ fgetc doesn't call read each time
- ▶ fputc doesn't call write each time

# A third program

```
#include <stdio.h>
#include <stdlib.h>

int main(int argc, char **argv) {
    FILE *in = fopen(argv[1], "rb");
    char *buf = malloc(100000000);
    for (int i = 0; i < 100000000; i++) {
        int c = fgetc(in);
        if (c < 0) {
            fprintf(stderr, "fgetc failed?\n");
            return 1;
        }
        buf[i] = (char) c;
    }
    fclose(in);
    return 0;
}
```

# A third program

```
#include <stdio.h>
#include <stdlib.h>

int main(int argc, char **argv) {
    FILE *in = fopen(argv[1], "rb");
    char *buf = malloc(100000000);
    for (int i = 0; i < 100000000; i++) {
        int c = fgetc(in);
        if (c < 0) {
            fprintf(stderr, "fgetc failed?\n");
            return 1;
        }
        buf[i] = (char) c;
    }
    fclose(in);
    return 0;
}
```

```
$ gcc -Wall -O2 -o r3 r3.c
$ time ./r3 largefile.mp3
```

real	0m0.042s
user	0m0.038s
sys	0m0.004s

# Files and processes

# What is a file descriptor?

A *file descriptor* is a small integer value identifying an open file.

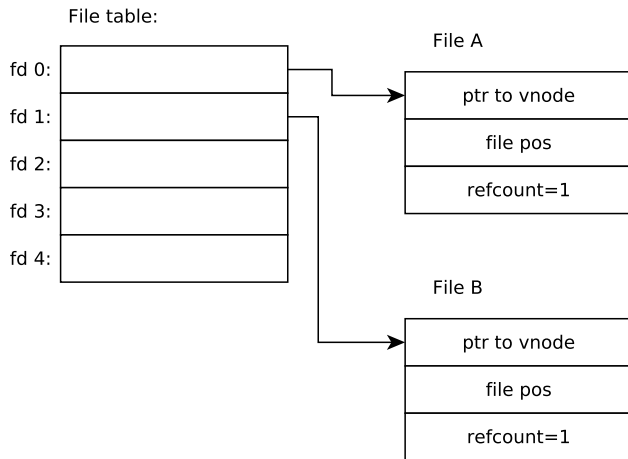
Really, it's an index into a *file table* belonging to the process. The file table is a kernel data structure (not directly accessible to the program.)

Each entry in the table points to a *file object*.

The file object contains:

- ▶ Pointer to a *vnode* (“virtual node”)
- ▶ File position (offset of next byte to be read or written, only relevant for random-access files)
- ▶ Reference count

# File table example



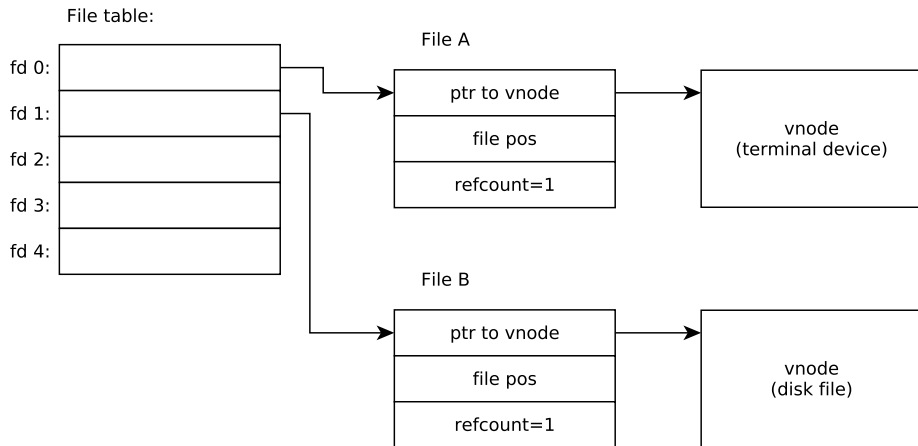
# What is a vnode?

A *vnode* is an object representing the actual file data, in whatever its “true” form is

- ▶ file on disk or SSD
- ▶ terminal device
- ▶ pipe
- ▶ network connection
- ▶ etc.

Example on next slide: fd 0 (standard output) is a terminal, fd 1 (standard input) is a file on disk

# vnode example





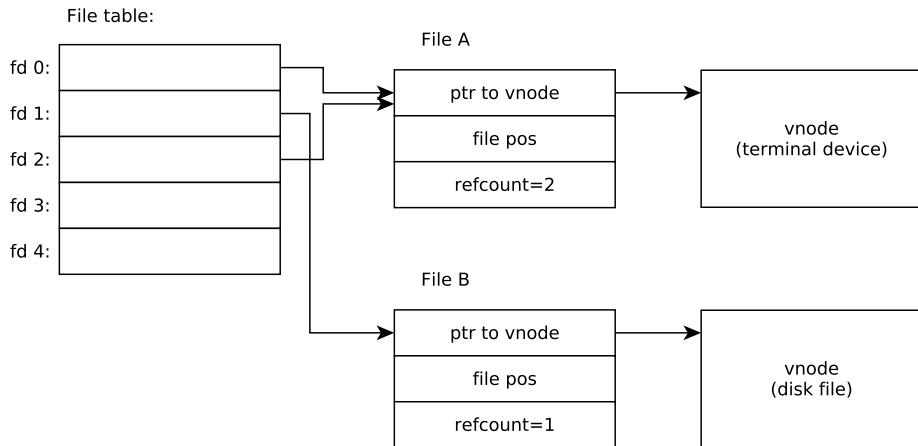
# Duplication of file descriptors

More than one file descriptor (file table entry) can refer to the same file object.

The `dup` and `dup2` system calls create a new file descriptor pointing to the same file object as an existing file descriptor.

Example on next slide: fd 2 (standard error) also goes to terminal.

# Duplicated file descriptor



# Shared file objects

When a process creates a child process using the `fork` system call, the parent process's file table is inherited by the child.

This results in file objects being shared between parent and child.

Example on next slide: `fd 0` and `fd 1` in parent and child processes are shared following `fork` system call.

# Shared file descriptor example

