

Lecture 16: Cache policies

Philipp Koehn

March 7, 2022

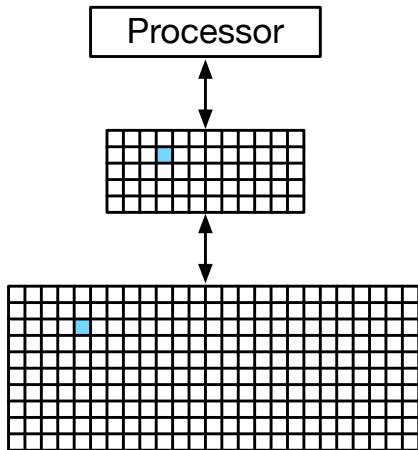
601.229 Computer Systems Fundamentals



Memory Tradeoff

- ▶ Fastest memory is on same chip as CPU
... but it is not very big (say, 32 KB in L1 cache)
- ▶ Slowest memory is DRAM on different chips
... but can be very large (say, 256GB in compute server)
- ▶ Goal: illusion that large memory is fast
- ▶ Idea: use small memory as cache for large memory
- ▶ Note: in reality there are additional levels of cache (L1, L2, L3)

Simplified View



Smaller memory mirrors some of the large memory content

Cache organization

Previously: Direct Mapping

- ▶ Each memory block is mapped to a specific slot in cache
- ⇒ Use part of the address as index to cache

0010 0011 1101	1100 0001 0011	1010 1111
Tag	Index	Offset

- ▶ Since multiple memory blocks are mapped to same slot
→ contention, newly loaded blocks discard old ones

Concerns

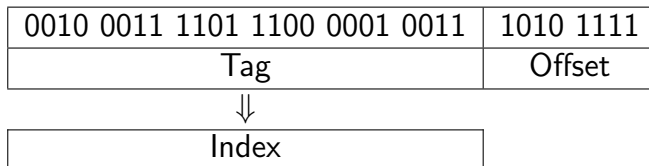
- ▶ Is this the best we got?
- ▶ Some benefits from locality:
neighboring memory blocks placed in different cache slots
- ▶ But: we may have to pre-empt useful cached blocks
- ▶ We do not even know which ones are still useful

Now: Associative Cache

- ▶ Place block anywhere in cache
- ⇒ Block tag now full block address in main memory
- ▶ Previously: 32-bit memory address gets mapped to

0010 0011 1101	1100 0001 0011	1010 1111
Tag	Index	Offset

- ▶ Now



Cache Organization

- ▶ Cache sizes
 - ▶ block size: 256 bytes (8 bit offset)
 - ▶ cache size: 1MB (4096 slots)

	Tag (24 bits)	Valid (1 bit)	Data 256 bytes
0			
1			
...			
4095			

Cache Organization

- ▶ Cache sizes
 - ▶ block size: 256 bytes (8 bit offset)
 - ▶ cache size: 1MB (4096 slots)

	Tag (24 bits)	Valid (1 bit)	Data 256 bytes
0	\$d0f012	1	93 f4 8d 19
1			
...			
4095			

- ▶ Read memory value for address \$d0f01234
 - ▶ cache miss → load into cache
 - ▶ data block: \$d0f01200-\$d0f012ff
 - ▶ tag: \$d0f012
 - ▶ placed somewhere (say, index 1)

Trade-Off

- ▶ Direct mapping (slot determined from address)
 - ▶ disadvantage: two useful blocks contend for same slot
→ many cache misses
 - ▶ Associative (lookup table for slot)
 - ▶ disadvantage: finding block in cache expensive
→ slow, power-hungry
- ⇒ Looking for a compromise

Set-Associative Cache

- ▶ Mix of direct and associative mapping
- ▶ From direct mapping:
use part of the address to determine a subset of cache

0010 0011 1101 11	00 0001 0011	1010 1111
Tag	Index	Offset

- ▶ Associative mapping:
more than one slot for each indexed part of cache

Cache Organization

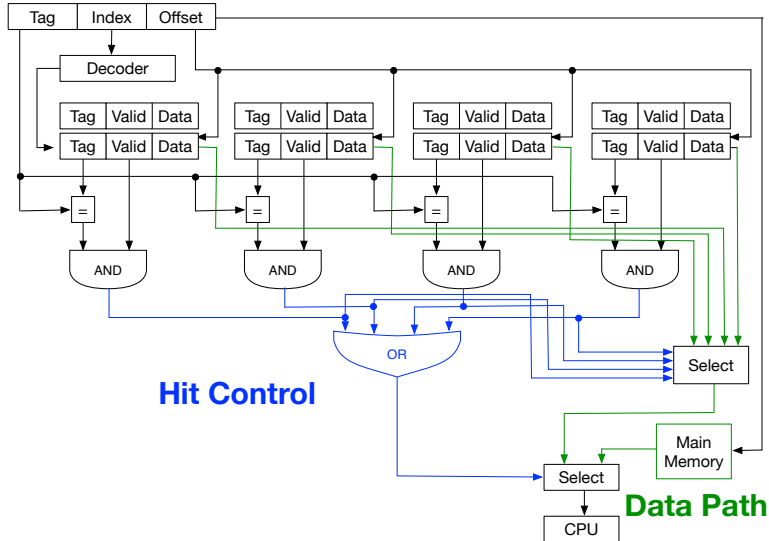
- ▶ Cache sizes
 - ▶ block size: 256 bytes (8 bit offset)
 - ▶ cache size: 1MB (1024 sets of 4 slots)

Index	Tag (14 bits)	Valid (1 bit)	Data 256 bytes
0			
1			
...

Clicker quiz!

Clicker quiz omitted from public slides

Cache Read Control (4-Way Set Associative)



Caching Strategies

- ▶ Read in blocks as needed
- ▶ If cache full, discard blocks based on
 - ▶ randomly

Caching Strategies

- ▶ Read in blocks as needed
- ▶ If cache full, discard blocks based on
 - ▶ randomly
 - ▶ number of times accessed

Caching Strategies

- ▶ Read in blocks as needed
- ▶ If cache full, discard blocks based on
 - ▶ randomly
 - ▶ number of times accessed
 - ▶ least recently used

Caching Strategies

- ▶ Read in blocks as needed
- ▶ If cache full, discard blocks based on
 - ▶ randomly
 - ▶ number of times accessed
 - ▶ least recently used
 - ▶ first in, first out

First in, first out

First In, First Out (FIFO)

- ▶ Consider order in which cache blocks loaded
 - ▶ Oldest block gets discarded first
- ⇒ Need to keep a record of when blocks were loaded

Timestamp

- ▶ Each record requires additional timestamp

Index	Tag (14 bits)	Valid (1 bit)	Timestamp	Data 256 bytes
0				
1				
...

- ▶ Store actual time?
 - ▶ time can be easily set when slot filled
 - ▶ but: finding oldest slot requires loop with min calculation

Maintain Order

- ▶ Actual access time not needed, but ordering of cache
- ▶ For instance, for 4-way associative array
 - ▶ 0 = newest block
 - ▶ 3 = oldest block
- ▶ When new slot needed
 - ▶ find slot with timestamp value 3
 - ▶ use slot for new memory block
 - ▶ increase all timestamp counters by 1

Example

► Initial

Index	Tag (14 bits)	Valid (1 bit)	Order	Data 256 bytes
0		0		
		0		
		0		
		0		

Example

- ▶ First block

Index	Tag (14 bits)	Valid (1 bit)	Order	Data 256 bytes
0	3e12	0	11	4f 4e 53 ff 00 01
		0	10	
		0	01	
		0	00	

- ▶ All valid bits are 0
- ▶ Each slot has unique order value

Example

- ▶ Second block

Index	Tag (14 bits)	Valid (1 bit)	Order	Data 256 bytes
0	3e12	1	01	4f 4e 53 ff 00 01
	0ff0	1	00	00 01 f0 01 02 63
		0	11	
		0	10	

- ▶ Load data
- ▶ Set valid bit
- ▶ Increase order counters

Example

- ▶ Third block

Index	Tag (14 bits)	Valid (1 bit)	Order	Data 256 bytes
0	3e12	1	10	4f 4e 53 ff 00 01
	0ff0	1	01	00 01 f0 01 02 63
	6043	1	00	f0 f0 f0 34 12 60
		0	11	

- ▶ Load data
- ▶ Set valid bit
- ▶ Increase order counters

Example

- ▶ Fourth block

Index	Tag (14 bits)	Valid (1 bit)	Order	Data 256 bytes
0	3e12	1	11	4f 4e 53 ff 00 01
	0ff0	1	10	00 01 f0 01 02 63
	2043	1	01	f0 f0 f0 34 12 60
	37ab	1	00	4a 42 43 52 4a 4a

- ▶ Load data
- ▶ Set valid bit
- ▶ Increase order counters

Example

- ▶ Fifth block

Index	Tag (14 bits)	Valid (1 bit)	Order	Data 256 bytes
0	0561	1	00	9a 8b 7d 3d 4a 44
	0ff0	1	11	00 01 f0 01 02 63
	2043	1	10	f0 f0 f0 34 12 60
	37ab	1	01	4a 42 43 52 4a 4a

- ▶ Discard oldest block
- ▶ Load new data
- ▶ Increase order counters

Least recently used

Least Recently Used (LRU)

- ▶ Base decision on last-used time, not load time
 - ▶ Keeps frequently used blocks longer in cache
 - ▶ Also need to maintain order
- ⇒ Update with every access (not just miss)

Example

Slot 0		Slot 1		Slot 2		Slot 3	
Access	Order	Access	Order	Access	Order	Access	Order
	01		11		10		00

Example

Slot 0		Slot 1		Slot 2		Slot 3	
Access	Order	Access	Order	Access	Order	Access	Order
	01		11		10		00
	01		11		10	Hit	00

Example

Slot 0		Slot 1		Slot 2		Slot 3	
Access	Order	Access	Order	Access	Order	Access	Order
	01		11		10		00
	01		11		10	Hit	00
	10	Hit	00		11		01

Example

Slot 0		Slot 1		Slot 2		Slot 3	
Access	Order	Access	Order	Access	Order	Access	Order
	01		11		10		00
	01		11		10	Hit	00
	10	Hit	00		11		01
Hit	00		01		11		10

Example

Slot 0		Slot 1		Slot 2		Slot 3	
Access	Order	Access	Order	Access	Order	Access	Order
	01		11		10		00
	01		11		10	Hit	00
	10	Hit	00		11		01
Hit	00		01		11		10
	01		10	Miss	00		11

Example

Slot 0		Slot 1		Slot 2		Slot 3	
Access	Order	Access	Order	Access	Order	Access	Order
	01		11		10		00
	01		11		10	Hit	00
	10	Hit	00		11		01
Hit	00		01		11		10
	01		10	Miss	00		11

- ▶ Miss: set to 0 and increase other counters
- ▶ Hit least recently used: set to 0 and increase other counters
- ▶ Hit most recently used: no change
- ▶ Hit others: increase some counters

Quite Complicated

- ▶ First look up order of accessed block
- ▶ Compare each other block's order to that value
- ▶ Increasingly costly with higher associativity
- ▶ Note: this has to be done every time memory is **accessed**
(not just during cache misses)

Aproximation: Bit Shifting

- ▶ Keep an $(n-1)$ -bit map for an n -way associative set
- ▶ Each time a block in a set is accessed
 - ▶ shift all bits to the right
 - ▶ set the highest bit of the accessed block
- ▶ Slot with value 0 is candidate for removal

Example

Slot 0		Slot 1		Slot 2		Slot 3	
Access	Order	Access	Order	Access	Order	Access	Order
	010		000		001		100

Example

Slot 0		Slot 1		Slot 2		Slot 3	
Access	Order	Access	Order	Access	Order	Access	Order
	010		000		001		100
	001	Hit	100		000		010

Example

Slot 0		Slot 1		Slot 2		Slot 3	
Access	Order	Access	Order	Access	Order	Access	Order
	010		000		001		100
	001	Hit	100		000		010
	000		010	Miss	100		001

Example

Slot 0		Slot 1		Slot 2		Slot 3	
Access	Order	Access	Order	Access	Order	Access	Order
	010		000		001		100
	001	Hit	100		000		010
	000		010	Miss	100		001
	000	Hit	101		010		000

Example

Slot 0		Slot 1		Slot 2		Slot 3	
Access	Order	Access	Order	Access	Order	Access	Order
	010		000		001		100
	001	Hit	100		000		010
	000		010	Miss	100		001
	000	Hit	101		010		000
	000	Hit	110		001		000

Example

Slot 0		Slot 1		Slot 2		Slot 3	
Access	Order	Access	Order	Access	Order	Access	Order
	010		000		001		100
	001	Hit	100		000		010
	000		010	Miss	100		001
	000	Hit	101		010		000
	000	Hit	110		001		000
Miss	100		011		000		000

Example

Slot 0		Slot 1		Slot 2		Slot 3	
Access	Order	Access	Order	Access	Order	Access	Order
	010		000		001		100
	001	Hit	100		000		010
	000		010	Miss	100		001
	000	Hit	101		010		000
	000	Hit	110		001		000
Miss	100		011		000		000

- ▶ There may be multiple blocks with order pattern 000
→ pick one randomly
- ▶ Maybe do not change, if most recently used block is used again