

Lecture 29: Concurrency with pthreads

David Hovemeyer

April 16, 2025

601.229 Computer Systems Fundamentals



Main web server loop:

```
while (1) {  
    int clientfd = Accept(serverfd, NULL, NULL);  
    if (clientfd < 0) { fatal("Error accepting client connection"); }  
    server_chat_with_client(clientfd, webroot);  
    close(clientfd);  
}
```

Do you see any limitations of this design?

Main web server loop:

```
while (1) {  
    int clientfd = Accept(serverfd, NULL, NULL);  
    if (clientfd < 0) { fatal("Error accepting client connection"); }  
    server_chat_with_client(clientfd, webroot);  
    close(clientfd);  
}
```

Do you see any limitations of this design?

The server can only communicate with one client at a time

Concurrency using processes

Processes created with `fork` can be used for concurrency, but processes are a heavyweight abstraction requiring significant resources:

They require:

Concurrency using processes

Processes created with `fork` can be used for concurrency, but processes are a heavyweight abstraction requiring significant resources:

They require:

- ▶ Address space data structures

Concurrency using processes

Processes created with `fork` can be used for concurrency, but processes are a heavyweight abstraction requiring significant resources:

They require:

- ▶ Address space data structures
- ▶ Open file table

Concurrency using processes

Processes created with `fork` can be used for concurrency, but processes are a heavyweight abstraction requiring significant resources:

They require:

- ▶ Address space data structures
- ▶ Open file table
- ▶ Process context data

Concurrency using processes

Processes created with `fork` can be used for concurrency, but processes are a heavyweight abstraction requiring significant resources:

They require:

- ▶ Address space data structures
- ▶ Open file table
- ▶ Process context data
- ▶ Etc.

Concurrency using processes

Processes created with `fork` can be used for concurrency, but processes are a heavyweight abstraction requiring significant resources:

They require:

- ▶ Address space data structures
- ▶ Open file table
- ▶ Process context data
- ▶ Etc.

Scheduling a process requires switching address spaces (possibly losing useful context built up in caches and TLB)

Threads

Threads are a mechanism for concurrency within a single process/address space

A thread is a “virtual CPU” (program counter and registers): each thread can be executing a different stream of instructions

Compared to processes, threads are lightweight, requiring only:

Threads

Threads are a mechanism for concurrency within a single process/address space

A thread is a “virtual CPU” (program counter and registers): each thread can be executing a different stream of instructions

Compared to processes, threads are lightweight, requiring only:

- ▶ Context (memory in which to save register values when thread is suspended)

Threads

Threads are a mechanism for concurrency within a single process/address space

A thread is a “virtual CPU” (program counter and registers): each thread can be executing a different stream of instructions

Compared to processes, threads are lightweight, requiring only:

- ▶ Context (memory in which to save register values when thread is suspended)
- ▶ A stack

Threads

Threads are a mechanism for concurrency within a single process/address space

A thread is a “virtual CPU” (program counter and registers): each thread can be executing a different stream of instructions

Compared to processes, threads are lightweight, requiring only:

- ▶ Context (memory in which to save register values when thread is suspended)
- ▶ A stack
- ▶ Thread-local storage (for per-thread variables)

Pthreads

Pthreads

Pthreads = “POSIX threads”

Standard API for using threads on Unix-like systems

Allows:

- ▶ Creating threads and waiting for them to complete
- ▶ Synchronizing threads (more on this soon)

Can be used for both concurrency and parallelism (on multicore machines, threads can execute in parallel)

Basic concepts

Some basic concepts:

`pthread_t`: the *thread id* data type, each running thread has a distinct thread id

Thread attributes: runtime characteristics of a thread

- ▶ Many programs will just create threads using the *default attributes*

Attached vs. detached: a thread is *attached* if the program will explicitly call `pthread_join` to wait for the thread to finish.

pthread_create

```
#include <pthread.h>

int pthread_create(pthread_t *thread, const pthread_attr_t *attr,
                  void *(*start_routine) (void *), void *arg);
```

Creates a new thread. Thread id is stored in variable pointed-to by *thread* parameter. The *attr* parameter specifies attributes (NULL for default attributes.)

The created thread executes the *start_routine* function, which is passed *arg* as its parameter.

Returns 0 if successful.

pthread_join

```
#include <pthread.h>

int pthread_join(pthread_t thread, void **retval);
```

Waits for specified thread to finish. Only attached threads can be waited for.

Value returned by exited thread is stored in the variable pointed-to by *retval*.

pthread_self

```
#include <pthread.h>

pthread_t pthread_self(void);
```

Allows a thread to find out its own thread id.

pthread_detach

```
#include <pthread.h>

int pthread_detach(pthread_t thread);
```

Changes the specified thread to be detached, so that its resources can be freed without another thread explicitly calling `pthread_join`.

Multithreaded web server

Third version of the example web server: `mt_webserver.zip` on course web page

Features:

Multithreaded web server

Third version of the example web server: `mt_webserver.zip` on course web page

Features:

- ▶ Server will create a thread for each client connection

Multithreaded web server

Third version of the example web server: `mt_webserver.zip` on course web page

Features:

- ▶ Server will create a thread for each client connection
- ▶ Created threads are *detached*: the server program doesn't wait for them to complete

Multithreaded web server

Third version of the example web server: `mt_webserver.zip` on course web page

Features:

- ▶ Server will create a thread for each client connection
- ▶ Created threads are *detached*: the server program doesn't wait for them to complete
- ▶ No limit on number of threads that can be created

Multithreaded web server

Third version of the example web server: `mt_webserver.zip` on course web page

Features:

- ▶ Server will create a thread for each client connection
- ▶ Created threads are *detached*: the server program doesn't wait for them to complete
- ▶ No limit on number of threads that can be created
- ▶ Only the `main` function is different than previous versions

struct ConnInfo

struct ConnInfo: represents a client connection:

```
struct ConnInfo {  
    int clientfd;  
    const char *webroot;  
};
```

It's useful to pass an object containing data about the task the thread has been assigned to the thread's start function

worker function

The worker function (executed by client connection threads):

```
void *worker(void *arg) {
    struct ConnInfo *info = arg;

    pthread_detach(pthread_self());

    server_chat_with_client(info->clientfd, info->webroot);
    close(info->clientfd);
    free(info);

    return NULL;
}
```

A created thread detaches itself, handles the client request, closes the client socket, frees its ConnInfo object, then returns

main loop

Main loop:

```
while (1) {
    int clientfd = Accept(serverfd, NULL, NULL);
    if (clientfd < 0) {
        fatal("Error accepting client connection");
    }

    struct ConnInfo *info = malloc(sizeof(struct ConnInfo));
    info->clientfd = clientfd;
    info->webroot = webroot;

    pthread_t thr_id;
    if (pthread_create(&thr_id, NULL, worker, info) != 0) {
        fatal("pthread_create failed");
    }
}
```

Clicker quiz!

Clicker quiz omitted from public slides

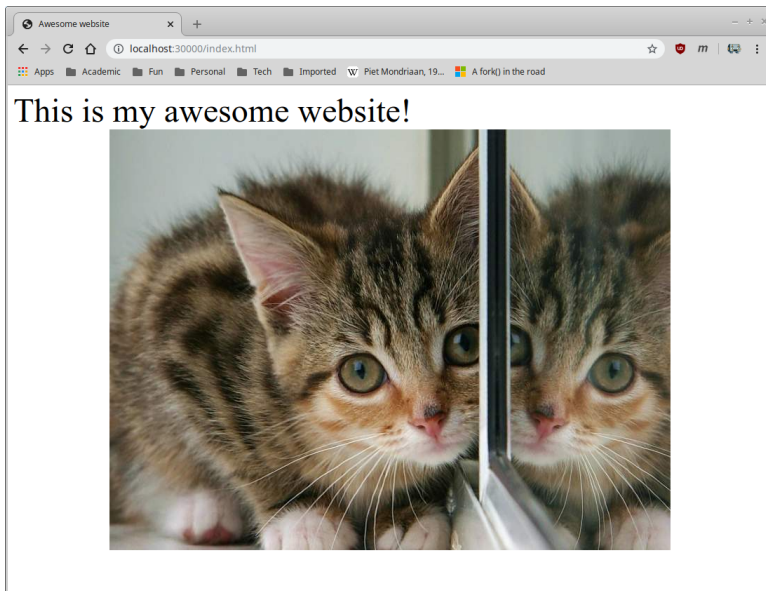
Trying it out

Compile and run the server:

```
$ gcc -o mt_webserver main.c webserver.c csapp.c -lpthread  
$ ./mt_webserver 30000 ./site
```

Result

Visiting URL `http://localhost:30000/index.html`



Multithreaded programming

Shared memory

Main issue with writing multithreaded programs is that the threads execute in the *same address space*, so they share memory

A variable written by one thread may be read by another!

- ▶ Can be useful for communication between threads
- ▶ Can also be dangerous

Reentrancy

Some functions are designed to use global variables:

- ▶ `strtok` (for tokenizing C character string, retains state between calls)
- ▶ `gethostbyname` returns pointer to global struct `hostent` object

Reentrancy

Some functions are designed to use global variables:

- ▶ `strtok` (for tokenizing C character string, retains state between calls)
- ▶ `gethostbyname` returns pointer to global struct `hostent` object

Functions which use global variables are not *reentrant*

Reentrancy

Some functions are designed to use global variables:

- ▶ `strtok` (for tokenizing C character string, retains state between calls)
- ▶ `gethostbyname` returns pointer to global struct `hostent` object

Functions which use global variables are not *reentrant*

“Reentrant” means function can be safely “reentered” before a currently-executing call to the same function completes

Reentrancy

Some functions are designed to use global variables:

- ▶ `strtok` (for tokenizing C character string, retains state between calls)
- ▶ `gethostbyname` returns pointer to global struct `hostent` object

Functions which use global variables are not *reentrant*

“Reentrant” means function can be safely “reentered” before a currently-executing call to the same function completes

Non-reentrant functions are dangerous for multithreaded programs (and also cause issues when called from recursive functions)

Writing reentrant functions

Tips for writing reentrant functions:

Writing reentrant functions

Tips for writing reentrant functions:

- ▶ Don't use global variables

Writing reentrant functions

Tips for writing reentrant functions:

- ▶ Don't use global variables
- ▶ Memory used by a reentrant function should be limited to
 - ▶ Local variables (on stack), or

Writing reentrant functions

Tips for writing reentrant functions:

- ▶ Don't use global variables
- ▶ Memory used by a reentrant function should be limited to
 - ▶ Local variables (on stack), or
 - ▶ Heap buffers not being used by other threads

Writing reentrant functions

Tips for writing reentrant functions:

- ▶ Don't use global variables
- ▶ Memory used by a reentrant function should be limited to
 - ▶ Local variables (on stack), or
 - ▶ Heap buffers not being used by other threads
- ▶ It's a good idea to have functions receive explicit pointers to memory they should use

Example: strtok vs. strtok_r

The strtok function uses an implicit global variable to keep track of progress:

```
char buf[] = "foo bar baz";  
printf("%s\n", strtok(buf, " "));    /* prints "foo" */  
printf("%s\n", strtok(NULL, " "));  /* prints "bar" */  
printf("%s\n", strtok(NULL, " "));  /* prints "baz" */
```

Example: strtok vs. strtok_r

The strtok function uses an implicit global variable to keep track of progress:

```
char buf[] = "foo bar baz";
printf("%s\n", strtok(buf, " "));    /* prints "foo" */
printf("%s\n", strtok(NULL, " "));  /* prints "bar" */
printf("%s\n", strtok(NULL, " "));  /* prints "baz" */
```

The reentrant strtok_r function makes the progress variable explicit by taking a pointer to it as a parameter:

```
/* same output as code example above */
char buf[] = "foo bar baz", *save;
printf("%s\n", strtok_r(buf, " ", &save));
printf("%s\n", strtok_r(NULL, " ", &save));
printf("%s\n", strtok_r(NULL, " ", &save));
```

Example: strtok vs. strtok_r

The `strtok` function uses an implicit global variable to keep track of progress:

```
char buf[] = "foo bar baz";
printf("%s\n", strtok(buf, " "));    /* prints "foo" */
printf("%s\n", strtok(NULL, " "));  /* prints "bar" */
printf("%s\n", strtok(NULL, " "));  /* prints "baz" */
```

The reentrant `strtok_r` function makes the progress variable explicit by taking a pointer to it as a parameter:

```
/* same output as code example above */
char buf[] = "foo bar baz", *save;
printf("%s\n", strtok_r(buf, " ", &save));
printf("%s\n", strtok_r(NULL, " ", &save));
printf("%s\n", strtok_r(NULL, " ", &save));
```

Always use reentrant versions of library functions, and make your own functions reentrant!

Synchronization

For many (but not all!) multithreaded programs, it's useful to have explicit communication/interaction between threads

Concurrently-executing threads can use shared data structures to communicate

Synchronization

For many (but not all!) multithreaded programs, it's useful to have explicit communication/interaction between threads

Concurrently-executing threads can use shared data structures to communicate

But: concurrent modification of shared data is likely to lead to violated data structure invariants, corrupted program state, etc.

Synchronization

For many (but not all!) multithreaded programs, it's useful to have explicit communication/interaction between threads

Concurrently-executing threads can use shared data structures to communicate

But: concurrent modification of shared data is likely to lead to violated data structure invariants, corrupted program state, etc.

Synchronization mechanisms allow multiple threads to access shared data cooperatively

- ▶ More on this eventually
- ▶ 10 second version: queues are awesome

Parallel computation

Mandelbrot set

Assume C is a complex number, and $Z_0 = 0 + 0i$

Iterate the following equation an arbitrary number of times, starting with Z_0 :

$$Z_{n+1} = Z_n^2 + C$$

Does the magnitude of Z ever reach 2 (for any finite number of iterations)?

- ▶ No $\rightarrow C$ is in the Mandelbrot set
- ▶ Yes $\rightarrow C$ is not in the Mandelbrot set

Visualizing the Mandelbrot set

For some region of the complex plane, sample points and determine whether they are in the Mandelbrot set

Assume a point C is in the set if the equation can be iterated at large number of times without magnitude of Z reaching 2

For points C not in the set, choose a color based on number of iterations before magnitude of Z reaches 2

Complex numbers

```
typedef struct { double real, imag; } Complex;

static inline Complex complex_add(Complex left, Complex right) {
    Complex sum = { left.real+right.real, left.imag+right.imag };
    return sum;
}

static inline Complex complex_mul(Complex left, Complex right) {
    double a = left.real, b = left.imag, c = right.real, d = right.imag;
    Complex prod = { a*c - b*d, b*c + a*d };
    return prod;
}


static inline double complex_mag(Complex c) {
    return sqrt(c.real*c.real + c.imag*c.imag);
}
```

Computation

Function to iterate the equation for a specific complex number, up to a maximum number of iterations


```
int mandel_num_iters(Complex c) {
    Complex z = { 0.0, 0.0 };
    int num_iters = 0;
    while (complex_mag(z) < 2.0 && num_iters < MAX_ITERS) {
        z = complex_add(complex_mul(z, z), c);
        num_iters++;
    }
    return num_iters;
}
```

Visualization



For complex numbers $a + bi$ where $-2 < a < 2$ and $-2 < b < 2$:

Visualization



For complex numbers $a + bi$ where $-1.28667 < a < -1.06667$ and $-0.413333 < b < -0.193333$:

Observation

The computation for each point in the complex plane is completely independent

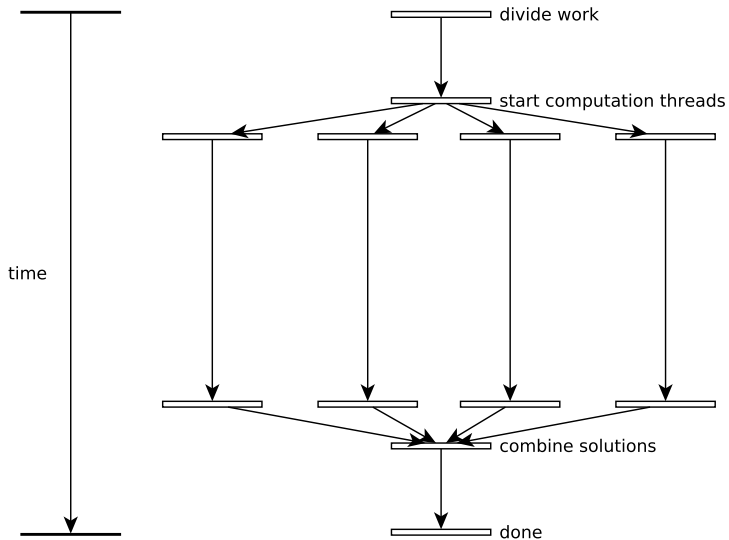
- ▶ I.e., an *embarrassingly parallel* problem

We can speed up the computation by doing the computation for different points in parallel on multiple CPU cores

Approach:

- ▶ Use an array to store iteration counts (one per complex number)
- ▶ Create fixed number of computation threads
- ▶ Assign a subset of array elements to each computation thread
- ▶ When all threads have finished, use iteration counts to render image

Fork/join parallel computation



Sequential computation

Core of the sequential Mandelbrot computation:

```
int *iters = malloc(sizeof(int) * NROWS * NCOLS);
for (int i = 0; i < NROWS; i++) {
    mandel_compute_row(iters, NROWS, NCOLS,
        xmin, xmax, ymin, ymax,
        i);
}
```

The `mandel_compute_row` function computes iteration counts for a row of complex numbers, storing them in the `iters` array

Fork/join: task struct, start func

```
typedef struct {
    double xmin, xmax, ymin, ymax;
    int *iters;
    int start_row, skip;
} Work;

void *worker(void *arg) {
    Work *work = arg;

    for (int i = work->start_row; i < NROWS; i += work->skip) {
        mandel_compute_row(work->iters, NROWS, NCOLS,
            work->xmin, work->xmax, work->ymin, work->ymax,
            i);
    }

    return NULL;
}
```

Fork/join: parallel computation

```
/* supervisor work assignment */
Work supervisor = { xmin, xmax, ymin, ymax, iters, 0, NUM_THREADS };

/* start threads */
pthread_t threads[NUM_THREADS];
Work work[NUM_THREADS];
for (int i = 0; i < NUM_THREADS; i++) {
    work[i] = supervisor;
    work[i].start_row = i; /* each thread has different start row */
    pthread_create(&threads[i], NULL, worker, &work[i]);
}

/* wait for threads to complete */
for (int i = 0; i < NUM_THREADS; i++) {
    pthread_join(threads[i], NULL);
}
```

Results

Running sequential vs. 4 threads on Core i5-3470T (dual core, hyperthreaded):

```
$ time ./mandelbrot -1.286667 -1.066667 -0.413333 -0.193333  
Success?
```

```
real    0m2.020s  
user    0m2.012s  
sys     0m0.008s
```

```
$ time ./mandelbrot_par -1.286667 -1.066667 -0.413333 -0.193333  
Success?
```

```
real    0m0.815s  
user    0m3.054s  
sys     0m0.000s
```

Source code on web page: [mandelbrot.zip](#)